

Silicone Vacuum Bagging Accessories



Smooth-On, Inc. Macungie, PA • USA

Tel: 610.252.5800 • Toll Free: 800.762.0744

For more information visit: www.smooth-on.com


Seal Profile



Re-usable seal shape/profile. Features high flexibility for conforming to mold flange path. Temporarily attached to mold flange using Double Sided Tape.

25Yd. Roll Part# 102133
Linear Yd. Part# 102104

Reinforcing Cloth



Static reinforcing cloth featuring broad cell structure. Suitable for laminating with Smooth-On Silicone Rubber.

100Yd. Roll Part# 102134
Linear Yd. Part# 102109


Vacuum Port [STANDARD]



Standard-temp (212°F/100°C) vacuum bag port featuring integrated reinforcing cloth for permanently securing to silicone bag during bag fabrication.

Part# 102103


Vacuum Port [HI-TEMP]



Hi-temp (392°F/200°C) vacuum bag port featuring integrated reinforcing cloth for permanently securing to silicone bag during bag fabrication.

Part# 102126


Resin Runner Straight



Designed to provide resin infusion runner of unlimited length. Features integrated reinforcing cloth for bonding to silicone bag while providing exceptional flexibility.

Part# 102105


Resin Runner Cross



Provides flow junctions for more complex resin runner layouts. Features integrated reinforcing cloth for bonding to silicone bag.

Part# 102120


Insert Saddle [STANDARD]



Standard-temp (212°F/100°C) resin infusion connector port featuring integrated reinforcing cloth. Fits on top of Resin Runner.

Part# 102107

Insert Saddle [HI-TEMP]



Hi-temp (392°F/200°C) resin infusion connector port featuring integrated reinforcing cloth. Fits on top of Resin Runner.

Part# 102125

Injection Fitting [STANDARD]



10 mm, standard-temp (212°F/100°C) 'plug-in' sealed pipe connection to Insert Saddle or Vacuum Port.

Part# 102116

Injection Fitting [HI-TEMP]



Hi-temp (392°F/200°C) 10 mm 'plug-in' sealed pipe connection to Insert Saddle or Vacuum Port.

Part# 102138


Reinforced Anchor [STANDARD]



Standard-temp (212°F/100°C) anchor provides high strength lifting points with 6:1 lift strength capacity. Install every 1m in grid spacing on large silicone bags.

Part# 102108

Reinforced Anchor [HI-TEMP]



Hi-temp (392°F/200°C) anchor provides high strength lifting points with 6:1 lift strength capacity. Install every 1m in grid spacing on large silicone bags.

Part# 102127

Anchor Eyebolt



Zinc-Plated Steel Eyebolt for use with Reinforced Anchor.

Part# 102121

Resin Injection Funnel Assembly



Re-usable resin injection funnel featuring Injection Fitting. Provides path for mixed resin flow into Insert Saddle on Resin Runner.

Part# 102140

Injection Funnel Plug



Re-usable PTFE Injection Plug used in conjunction with Resin Injection Funnel to prevent introduction of air into silicone vacuum bag during resin infusion process.

Part# 102141


Resin Runner Support



Re-usable 8 mm flexible cord to include in Resin Runner. Maintains Resin Runner flow gap during bag fabrication.

28Yd. Roll Part# 102135
Linear Yd. Part# 102106

Alignment Plug



Provides alignment for Insert Saddle and Resin Runner during bag fabrication.

Part# 102117

Vacuum Test Plug



Vacuum gauge with 'plug-in' sealed fitting allows for insertion into Vacuum Port to check vacuum integrity before infusion.

Part# 102123


Vacuum Connector [STANDARD]



Low cost alternative vacuum connection fitting for installation into rigid mold flange. Standard-temp (212°F/100°C).

Part# 102118

Double Sided Tape



Pressure sensitive tape provides temporary adhesion path on mold flange and surfaces to bond Seal Profile and Resin Runner during bag fabrication.

164ft/50m length Part# 102110

Sil-Poxy® Silicone Adhesive



One component adhesive made specifically for bonding Smooth-On silicone rubber to silicone rubber. Used for repair and adhesive joining of cured bag and joining of Resin Runner sections.

Part# 95310A

Hose



10 mm hose for use with Injection Fitting for infusing resin.

33Yd. Roll Part# 102137
Linear Yd. Part# 102136

Resin Catch Pot



Vacuum chamber / resin catch pot. Features clear 4 liter chamber, combined vacuum gauge, precision vacuum release valve and two 10 mm connection fittings.

Part# 102124

Mixer Spray Tip



Spare reusable mixer tip. For SilCon III only.

Part# 102111

Spray Tip Quick Connect



Spare air connector for mixer head spray tip.

Part# 102112

Angled Spray Tip



Re-usable curved tip extension designed to be fitted to static mixer end, allowing for angled silicone spraying. For SilCon III only.

Part# 102119

Static Mixer



Standard SilCon III and SilCon IV static mixer.

Part# 102114 [III]
Part# 102115 [IV]